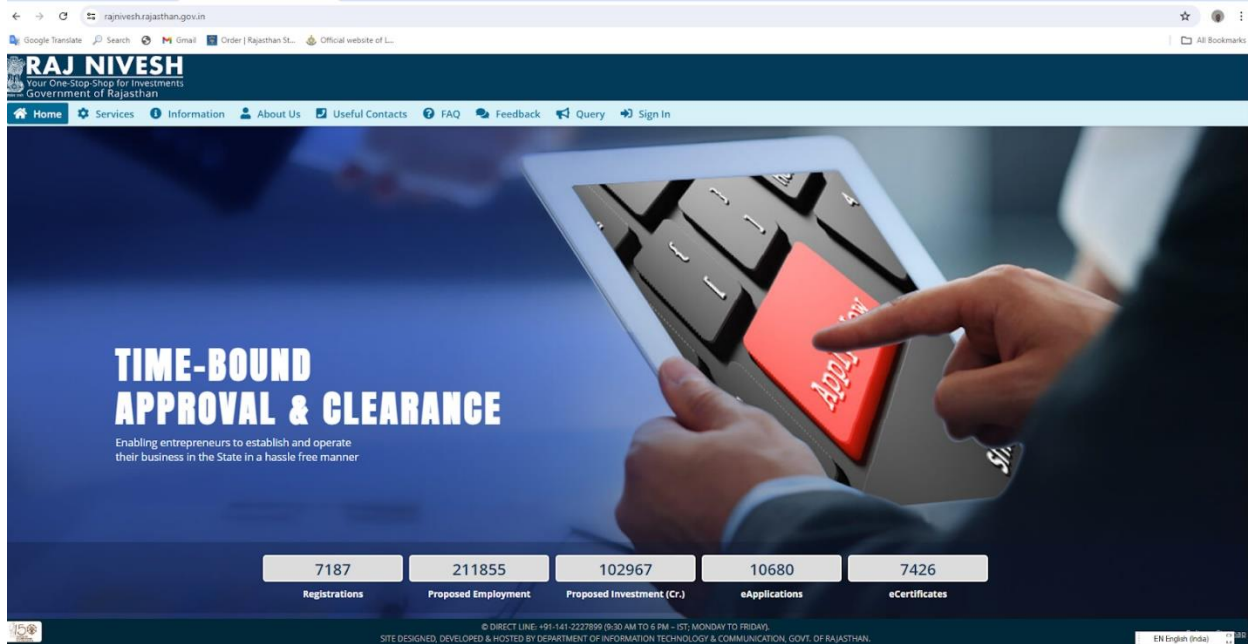


USER MANUAL SERVICE –

Authorization under Bio-
Medical Waste Management
(Management and Handling)
Rules, 2016

User Walk through to apply for Online Application.

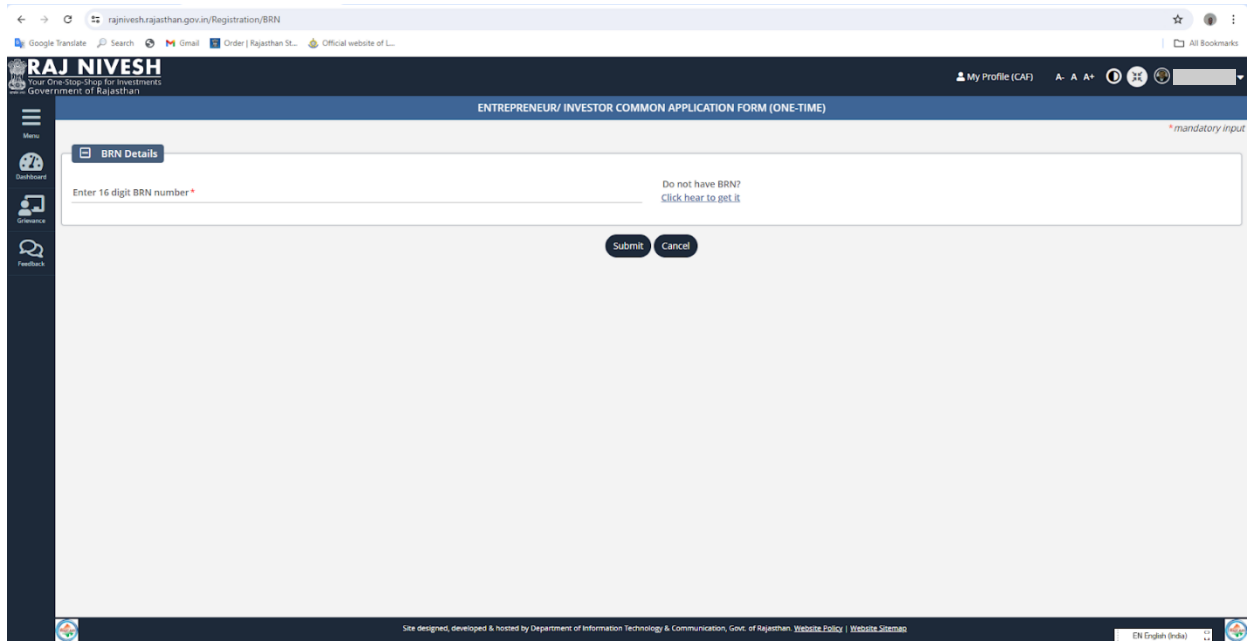
Step 1- Visit the “Raj Nivesh” Portal with URL- <https://rajnivesh.rajasthan.gov.in/> and click on sign in.



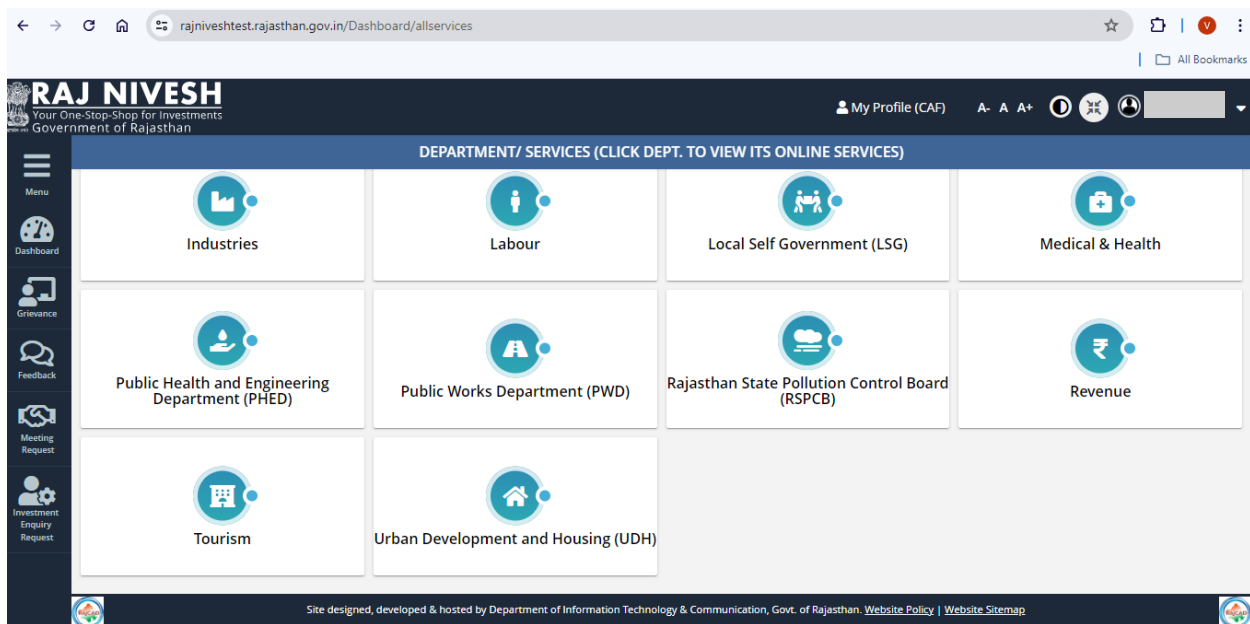
Step 2- Enter your credentials in SSO screen.



Step 3- Enter your establishment’s BRN No.



Step 4- Select the Rajasthan State Pollution Control Board for its services.



Step 5 - Select 'I want to submit the new application'.

The screenshot shows the RAJ NIVESH dashboard with the following statistics:

- I want to submit a new application: 0
- Applied Applications: 0
- Approved Applications: 0
- Rejected Applications: 0
- Pending (Dept.) Applications: 0
- Pending (With Me) Applications: 0

The 'Application Details' section shows a table with the following columns: S.No., Department, Service, App ID/ Submission Date, Establishment Name, District, Sector, Present Status/ Change Date, and View. The table is currently empty, displaying a warning icon and the text 'No data found'.

Step 6- Select the service name as per your requirement. Here you may select the “Authorization under Bio-Medical Waste Management Rules” and click on Apply

The screenshot shows the 'DEPARTMENT/ SERVICES (CLICK DEPT. TO VIEW ITS ONLINE SERVICES)' section of the RAJ NIVESH dashboard. The table lists various services with an 'Apply' button for each:

Service	Action
AUTHORIZATION UNDER BIO-MEDICAL WASTE MANAGEMENT RULES	Apply
AUTHORIZATION UNDER CONSTRUCTION AND DEMOLITION WASTE MANAGEMENT RULES	Apply
AUTHORIZATION UNDER HAZARDOUS WASTE MANAGEMENT RULES	Apply
AUTHORIZATION UNDER SOLID WASTE MANAGEMENT RULES	Apply
CONSENT TO ESTABLISH UNDER AIR & WATER ACT,1981 & ACT,1974	Apply
CONSENT TO ESTABLISH UNDER AIR ACT,1981	Apply
CONSENT TO ESTABLISH UNDER WATER ACT,1974	Apply
CONSENT TO OPERATE UNDER AIR & WATER ACT,1981 & ACT,1974	Apply
CONSENT TO OPERATE UNDER AIR ACT,1981	Apply
CONSENT TO OPERATE UNDER WATER ACT,1974	Apply

Step 7 - New application for Authorization under Bio-Medical Waste Management Rules will open on RSPCB Portal.

Select the Plant, Sector, Type of Application etc. and create the application by clicking on “Next” Tab.

Application Form	
Industry /Activity /Project Registration No (Unit Id)*	<input type="text"/>
Name of Unit	RajniveshTest
Corporate Address	Test , Sambhar Tehsil:Amber District:JAIPUR
Site Address	Test IND.AREA BAIS GODOWN , Sambhar Tehsil:Amber District:JAIPUR
Email ID / Mobile No.	<input type="text"/>
Industry Type	Health Care Facility
Name of Plant for which consent is applied *	BMW Plant
Sector/Lease Name	Bio Fuel (with Boiler and/ or using organic solvent) Change Plant/Lease Sector Name
Type*	<input checked="" type="radio"/> Fresh/New <input type="radio"/> Renewal <input type="radio"/> Expansion
Applied For	<input type="radio"/> Consent to Establish <input checked="" type="radio"/> Consent to Operate <input type="radio"/> Authorization
Act	<input checked="" type="checkbox"/> AIR <input type="checkbox"/> WATER
Application For*	(ACTO A)Consent to Operate Air & Authorization for BMW
Disposing Authority	Jaipur
Address	Opp. Road No 5, VKIA, Sikar Road, Jaipur
<input type="button" value="Next"/> <input type="button" value="Show Documents"/>	

User Walk through for User Manual.

Step 1- Visit the RSPCB website with

URL <https://environment.rajasthan.gov.in/content/environment/en/rajasthan-state-pollution-control-board.html#> and click “Guidelines/Information for Industries”.

The screenshot shows the homepage of the Rajasthan State Pollution Control Board. The header includes the government logo and navigation links like 'BACK TO MAIN PORTAL' and 'SKIP TO MAIN CONTENT'. A green sidebar on the left contains menu items: ABOUT US, GUIDELINES/INFORMATION FOR INDUSTRIES, INFORMATION, NOISE QUALITY BULLETIN, REGISTER YOUR GRIEVANCES, ONLINE DISPOSAL AND PENDING STATUS DASHBOARD, and ONLINE APPLICATIONS. The main banner features a scenic landscape with the text 'Rajasthan State Pollution Control Board' and a 'World Environment Day 5 JUNE' graphic. A 'Toll Free Number 13502834' and 'Anti Corruption Bureau' are prominently displayed. Below the banner, there are sections for 'Rajasthan State Pollution Control Board' (describing its history and functions) and 'Latest News' (listing recent updates).

Step 2- Click on “Guidelines for Waste Management/Authorization”.

The screenshot shows the 'Guidelines/Information for Industries' page. The header is consistent with the homepage. The main content area features a large image of hands holding a globe. Below the image, the title 'Guidelines/Information for Industries' is followed by a list of links: Guidelines for Consent Management, Guidelines for Waste Management/Authorization (highlighted in blue), Apply Online, Register Industry/Mine/HCF, Consent/Authorization Fee Calculator, Search Industry/Mine/HCF, Register your Grievances, if any, and Public Hearing. The footer contains logos for '75 Azadi Ka Amrit Mahotsav', 'G20 India 2023', and the RSPCB logo, along with contact information and a 'Follow Us' link.

Step 3 - Click on “Bio-Medical Waste Management”

environment.rajasthan.gov.in/content/environment/en/rajasthan-state-pollution-control-board/information/WasteManagement.html

GOVERNMENT OF RAJASTHAN
Rajasthan State Pollution Control Board

Information | Waste Management

Waste Management

- Hazardous Waste Management
- **Bio-Medical Waste Management**
- E-Waste Management
- Plastic Waste Management
- Battery Rules
- Solid Waste Management
- Construction and Demolition Waste Management

Public Grievances | Help | Feedback | Disclaimer | Sitemap | Accessibility

Nodal Officer: Ravindra Gupta
Department of Waste Management, Rajasthan State Pollution Control Board, Jaipur

Follow Us

Step 4- Click on “Procedure for Online Application of Authorization for Bio-Medical Waste”

environment.rajasthan.gov.in/content/environment/en/rajasthan-state-pollution-control-board/information/WasteManagement/Bio-MedicalWasteManagement.html

Waste Management | Bio-Medical Waste Management

Bio-Medical Waste Management

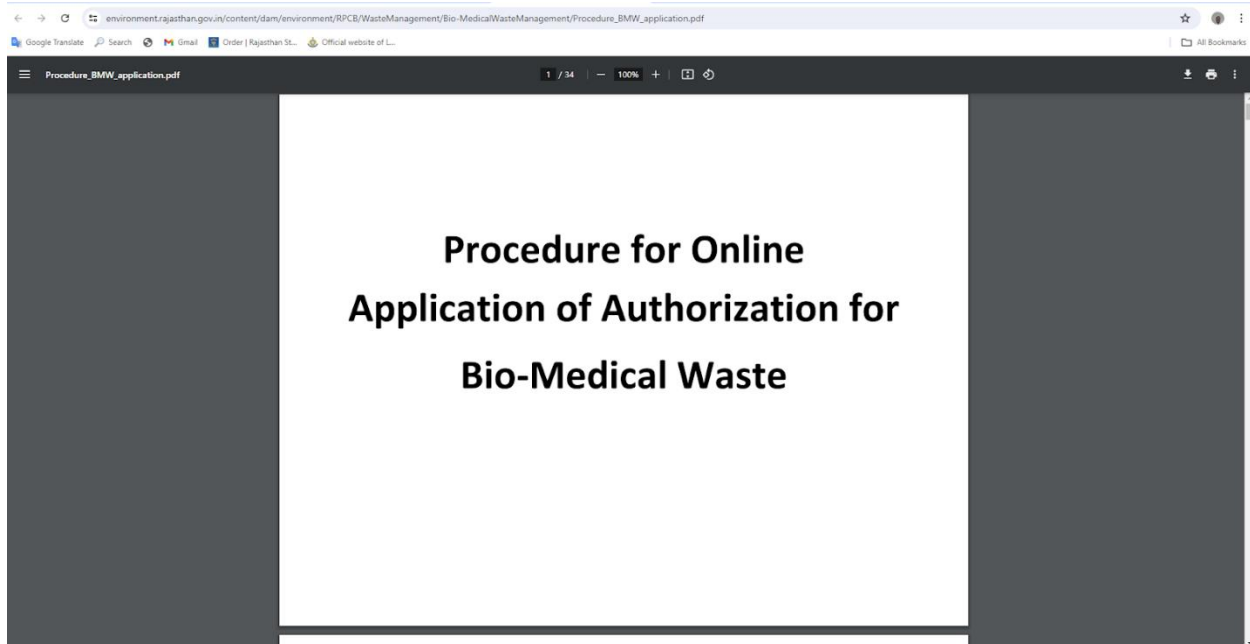
S.No.	Act/Rules	Link
1.	Bio-medical Waste Management Rules, 2016 (Amended) - 10.05.2019	
2.	Bio-medical Waste Management Rules, 2016 (Amended) - 19.02.2019	
3.	Bio-medical Waste Management Rules, 2016 (Amended) - 16.03.2018	
4.	Bio-medical Waste Management Rules, 2016	
5.	Delivery of Services under RGDPIS Act 2011 of Bio Medical Waste	
6.	Delivery of Services & its Redress Mechanisms per Statute of Bio Medical Waste	

S.No.	Important Orders/Guidelines	Link
1.	Procedure for Online Application of Authorization for Bio-Medical Waste	
2.	Revised Checklist of documents for CTE/CTO and Authorization	
3.	Fee Notification of Bio Medical Waste Management	
4.	Circular regarding acceptance of Consent/Authorization Application Form with all required documents in soft copy	
5.	Applicability of STP in HCFs	

Step 5- When click on “Procedure for Online Application of Authorization for Bio-Medical Waste” document related to procedure will open.

This may also open directly with following URL:

https://environment.rajasthan.gov.in/content/dam/environment/RPCB/WasteManagement/Bio-MedicalWasteManagement/Procedure_BMW_application.pdf



Step 6- Creation of the New Application.

Select the Plant, Sector, Type of Application, Purpose of application etc. and create the application through Next Button.

A screenshot of the online application form for Bio-Medical Waste authorization. The form is titled "Consent/Mine/Authorization" and is part of the "New Application" process. The form fields are as follows:

Consent/Mine/Authorization	
Industry /Activity /Project Registration	Plastic Waste Rules
Name of Unit	Emitra Testing from user test(Old Name Emitra Testing from user)
Corporate Address	Street , Village Tehsil:Ajmer District:AJMER
Site Address	TestVillage Tehsil:Ajmer District:Ajmer
Email ID / Mobile No.	ajpcbmis@rajasthan.gov.in
Industry Type	Health Care Facility
Name of Plant for which consent is applied *	testno-BMW
Sector/Lease Name	Health Care establishments, nursing homes and hospital <= 50 beds Change Plant/Lease Sector Name
Type*	<input checked="" type="radio"/> Fresh/New <input type="radio"/> Renewal <input type="radio"/> Expansion
Applied For	<input type="radio"/> Consent to establish <input checked="" type="radio"/> Consent to Operate <input type="radio"/> Authorization
Act	<input checked="" type="checkbox"/> AIR <input type="checkbox"/> WATER
Application For	LACTO AICconsent to Operate Air & Authorization for BMW
Disposing Authority	Jaipur
Address	Opp. Road No 5, VKIA, Sikar Road, Jaipur
<input type="button" value="Next"/> <input type="button" value="Show Documents"/>	

Step 7- Fill the General Information regarding application. Save the application by filling the General information of application. After saving this tab application will be saved on portal and this may be edit by Project Proponent at any time before submission of application.

1. Payment of Fees.

Two modes of payment are available-

- Online payment** (by Rajasthan Payment Platform). (Debit, Credit, Wallet, Net banking are acceptable in this mode)
- Offline mode** (By Challan depositing only through NEFT). Create the Challan and may be paid through bank. (Payment is auto adjusted against the application via dynamic account no.)

2. Screen to upload the document.

Application Information

Plant/Lease Name: [Redacted] Application For: Fresh App. ID: [Redacted]

Applied For: ACTO WA Disposing Authority: Jodhpur

Unit Name: [Redacted] Unit ID: [Redacted]

Upload Documents

The Board do not take hard copies of any document. All document to be submitted / Uploaded online. However the Board reserves the right to demand of any document.

Note: Please Upload upto 1 MB (1024 KB) PDF Files Only And before Attachment check the document.

Digital Sign By: --Select-- [E-SIGN Documents](#) [DIGITAL SIGN Documents](#)

[Click here to view all related documents.](#)

S.No	Checklist	Yes/No	Attach File	View
1	Self declaration for CTO regarding applicability of mandatory documents (Point no. 21b) by the authorized signatory (i.e. Owner/ Director / Proprietor/ Superintendent/ Principal Medical Officer).	<input type="checkbox"/> Mandatory	Attach	View
2	Latest Certificate of Chartered Accountant showing capital investment, without depreciation on land, building, plant and machinery	<input type="checkbox"/> Mandatory	Attach	View
3	Annual accident Report in format prescribed under BMW Rules.	<input type="checkbox"/> Mandatory	Attach	View
4	Post wise evidence based compliance report of previously granted CTO/CTO and EC (as applicable) alongwith certificates/ documents vis à-vis a) Proof of Production b) Analysis/ monitoring report of different sources of emission/effluents/others, as applicable, from State Board Laboratory or laboratories recognized by MOEF or CPCB alongwith copy of accreditation of laboratory. c) Status of pollution control measures d) Compliance with respect to environmental standards e) Compliance of consent.	<input type="checkbox"/> Mandatory	Attach	View
5	Copy of membership of Common Bio-Medical Waste Treatment and Disposal Facility/agreement with authorized and registered recycler/re-processors of Bio-Medical waste or authorized incinerator/Deep Burial Pits, valid as on date.	<input type="checkbox"/> Mandatory	Attach	View
6	Annual Report in format prescribed under BMW Rules.	<input type="checkbox"/> Mandatory	Attach	View
7	Copy of valid insurance policy under Public Liability Insurance Act / Self Declaration to effect that industry does not require insurance policy under Public Liability Insurance Act	<input type="checkbox"/> Mandatory	Attach	View
8	List of Name and addresses of all directors/partners.	<input type="checkbox"/> Mandatory	Attach	View

3. Submission of the application.

Application Information

Plant/Lease Name: [Redacted] Application For: Fresh App. ID: [Redacted]

Applied For: ACTO WA Disposing Authority: Balotra

Unit Name: [Redacted] Unit ID: [Redacted]

Final Application Submission

Please Payment Your Remaining Fee Amount Rs. 0 ,Your Received Amount Rs. 0.00 ,your Total Revised Fee Rs. 100.00

Submitted On: 15/11/2022

I want print of Application: AIR

I have checked and reviewed my application.I understand that I can't change application details after submission. Please accept.

[Final Submit](#) [Print](#)

Nodal Officer : Ravindra Gupta, ACP, RPOB, Jaipur
Computer Cell, RPOB, Jaipur | Contact : 0141-2716002
Email : acp.pcb@rajasthan.gov.in

4. Tracking of the Application: On the Home screen of Project Proponent, Project Proponent can know the status of the application and can see the deficiency letter, consent/authorisation letter etc. On line. All the consent/authorisation letter are digitally signed, so no physical copy is required from the Board.

The screenshot shows a web browser window displaying the RSPCB dashboard. The dashboard has a green header with navigation links: Home, Plant/Lease, New Application, Utility, Reports, Search App., Cess, Auto Renewal, and Special Dispensation. Below the header, there are four main sections:

- PENDING APPLICATION:** A table with columns: App.No., Applied For, Plant Name, Cat.For, Edit, Status. One record is visible: Applied For: CTE AIR/WATER, Plant Name: Hospital, Cat.For: Industry, Status: Pending.
- SUBMITTED APPLICATION:** A table with columns: App.No., Make Payment, Applied For, Plant Name, Category For, Due Fee Amt, Letter, View. It contains several records with 'View' and 'DuLetter' links. A red warning message says: "Your fee time-barred has been expired".
- PENDING AUTO RENEWAL APPLICATION:** A table with columns: Application No., Applied For, Plant Name, Category For, Edit. It shows "No Records Found".
- SUBMITTED AUTO RENEWAL APPLICATION:** A table with columns: Application No., Applied For, Plant Name, Status, Category For, Letter, Work Flow Status. It shows "No Records Found".

The browser's taskbar at the bottom shows the system tray with a temperature of 29°C, search bar, and system clock showing 15-11-2022.

5. Third Party Verification

Open the RSPCB website and select the option 'Search consent/ Authorization'

The screenshot shows the RSPCB website homepage. The header includes the Government of Rajasthan logo and navigation links like "BACK TO MAIN PORTAL" and "SKIP TO MAIN CONTENT". The main content area features a large green landscape image with the RSPCB logo and a "World Environment Day 5 JUNE" graphic. On the left side, there is a vertical menu with the following options:

- NGT ORDERS AND COMPLIANCE
- GUIDELINES
- DIRECTIONS ISSUED TO THE INDUSTRIES
- APPLY ONLINE
- SEARCH CONSENT/AUTHORIZATION** (highlighted in green)
- ENVIRONMENTAL REPORT

Below the menu, there is a "Search Consent/Authorization" search box with a "Number" field and a "Go" button. Below that, there is an "Anti Corruption Bureau" logo and an "Online Applications" section showing statistics for "Received" and "Disposed" applications from Nov 2014 to April 2019. At the bottom, there is a "Latest News" section with a link to "E-Tender for National Ambient Air Quality Monitoring Programme at Head Office, RSPCB".

Fill up the information related to Consent/ Authorization Application and click on the view Letter.

Walk through for office order.

Step 1- Visit RSPCB Website and click on “**Information**” from main menu.

<https://environment.rajasthan.gov.in/content/environment/en/rajasthan-state-pollution-control-board.html#>

The screenshot shows the homepage of the Rajasthan State Pollution Control Board. The header includes the government logo and navigation links like 'BACK TO MAIN PORTAL' and 'SKIP TO MAIN CONTENT'. A green sidebar on the left contains menu items: ABOUT US, GUIDELINES/INFORMATION FOR INDUSTRIES, INFORMATION, NOISE QUALITY BULLETIN, REGISTER YOUR GRIEVANCES, and ONLINE DISPOSAL AND PENDENCY STATUS DASHBOARD. The main content area features a large landscape image with a 'World Environment Day 5 JUNE' graphic. A 'Toll Free Number 1064' and 'Anti Corruption Bureau' banner is visible. Below the image, there's a section for 'Rajasthan State Pollution Control Board' with a brief description and a 'Latest News' section. A portrait of Shri Bhajan Lal Sharma, Hon'ble Chief Minister, is also present.

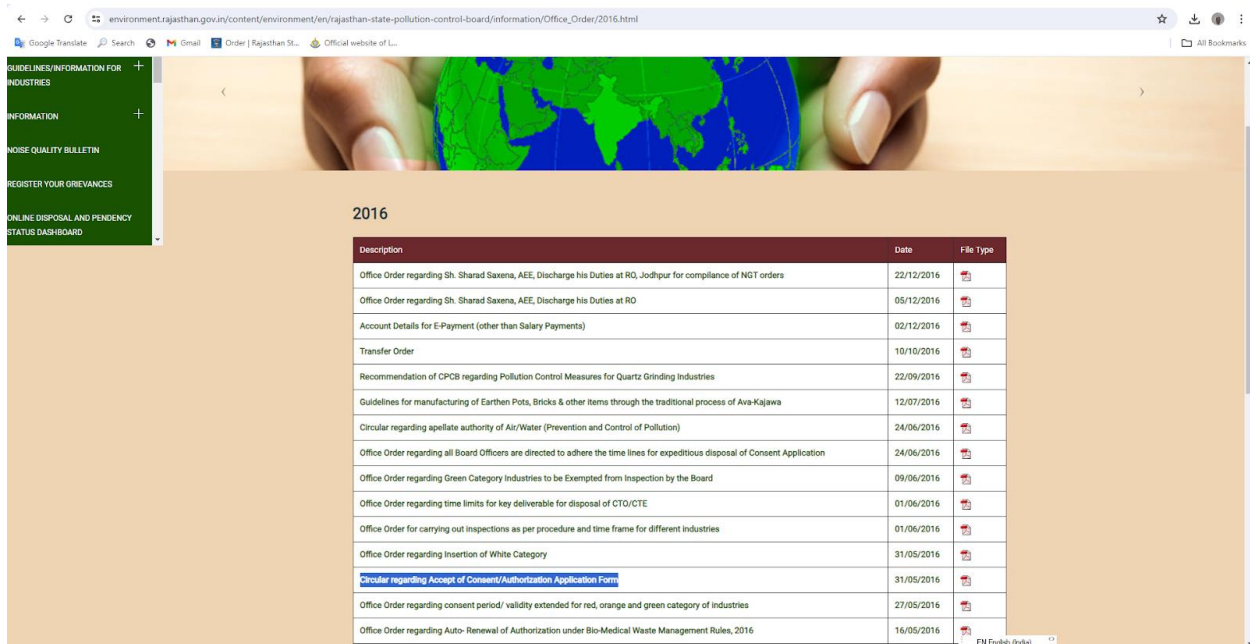
Step 2- Click on Office Orders.

The screenshot shows the 'Information' page on the RSPCB website. The header and sidebar are consistent with the previous page. The main content area features a large image of hands holding a globe. Below the image, the 'Information' section lists various links: General FAQs, Award Scheme, Guidelines for Pre-screening of Applications, Online Monitoring, RTI, Act/Rules, Accounts, Board Meetings, Notification, Circulars, Office Orders (highlighted in blue), Tenders, Publications, Annual Reports, Waste Management, Achievement and Success Stories, Downloads, Press Note, Petisole, and Mobile Apps. A language dropdown menu is visible at the bottom right.

Step 3- Click on “**2016**”



Step 4- Click on [Circular regarding Accept of Consent/Authorization Application Form](#) dated 31/05/2016.



Step 5 - Office order will be open. This office order may be open with following link also.

<https://environment.rajasthan.gov.in/content/dam/environment/RPCB/WasteManagement/SolidWasteManagement/Solid%20Waste%20Management.PDF>



राजस्थान राज्य प्रदूषण नियन्त्रण मण्डल
RAJASTHAN STATE POLLUTION CONTROL BOARD
A. मन्दीरा रोड, जयपुर, राजस्थान
फोन नं. 0141-2310102, 0141-2310103, 0141-2310104, 0141-2310105

CIRCULAR

The State Board will accept consent/ authorization application form alongwith all required documents in soft copy from 01.06.2016. The submission of hard copy is hereby dispensed with.


(K.C.A. Arun Prasad)
Member Secretary

F.12 (PSC-1)/ RSPCB/ PSC/ 398 / 435
Copy to following for information and necessary action: Dated 27/05/2016

1. P.S. to Additional Chief Secretary (Environment & Forest), Department of Environment, Government of Rajasthan, Jaipur
2. P.S. to Chairperson, RSPCB, Jaipur
3. Secretary, Department of Environment, Government of Rajasthan, Jaipur
4. Sr. P.A. to Member Secretary, RSPCB, Jaipur
5. Chief Environmental Engineer / Chief Scientific Officer, RSPCB, Jaipur
6. Group Incharge, EC/ Hazardous/ MSW/ BMW/ HOP/ Textile/ CPM/ Planning/ H. DF & Cess/ MUJID/ Mines/ CD & SCMG/ Law/ CCC/ PSC & Projects, RSPCB, Jaipur
7. Regional Officer, RSPCB, Jaipur (South)/ Jaipur (North)/ Alwar/ Balotra/ Bharatpur/ Bhanuwar/ Bikaner/ Jodhpur/ Pali/ Kota/ Chittorgarh/ Kishangarh/ Sikar/ Udaipur/ Bhilwara.
8. ACP, RPCB, Jaipur, with the direction to upload the order on Board's website.
9. Master File (PSC-6), PSC, RPCB, Jaipur.


Member Secretary