

UDH Project

Citizen Service Subscription and  
Process Flow of Services

User Manual

# Process Flow: Subscribing Services

- Citizen will be login through SSO (Single Sign On).
- In the citizen Apps select the Urban Service Application and click on it. It will redirect to Urban Services Portal.
- By Default citizen Dashboard will be visible.
- Click on the Citizen Services link for availing the services from the side panel menu.
- Services list will be visible to the citizen user.
- Against each of the service subscribe button is there click on subscribe button for availing the service.

- After click on Subscribe button citizen will be redirected to the subscription form where citizen will be subscribing for the service. In that Name, validity, fees for the services are being described.
- Select the UIT/ Development Authority from the drop down list given. Citizen can subscribe for various types of UIT/ DA.
- After selecting UIT/DA, accept the terms and condition by clicking on the checkbox.
- Then click on “Proceed to Subscribe” Button.
- Service will be availed.

- If the subscription is free then citizen can avail the services directly.
- If the service is of Paid type then the citizen will be redirected to the payment gateway, by paying the fees citizen can avail the services.
- The fig , shows successful message after availing the services.

(Refer Slides 5 to 12 )



**Rajasthan**  
Single Sign On

**Rajasthan Single Sign On v7.4**  
One Digital Identity for all Applications

ENG हिन्दी



**SKOCH AWARD (GOLD)**  
**SMART GOVERNANCE AWARD 2017**



GodTrust  
**SECURED**  
2018-01-17 UTC

Digital Identity (SSOID/ Username)  
ronakchittora.maddy

Forgot Digital Identity (SSOID/ Username)?

Password  
.....

Forgot Password?

Enter Captcha  
8 2 3 9 9 6 323996

REGISTER LOGIN CANCEL

HELPDESK (FOR ALL APPLICATIONS)



- Citizen Apps (G2C)
- My Transactions
- My Logs
- Helpdesk

1) In the G2C panel  
Select the Urban  
Services Icon.

ments

SORT BY Quick Search SIMPLE VIEW

URBAN SERVICES	APPLICATION STATUS	ARMS LICENCE	ARTISAN REG.	BHAMASHAH	BRSY	BSBY	CHALLENGE FOR CHANGE
EBAZAAR	E-DEVASTHAN	EHR	E-LEARNING	E-LIBRARY	E-MITRA	E-MITRA REPORTS	EMPLOYMENT
IFMS-RAJSSP	ISTART	ITI APP	MADARSA	MINES	MJSA	MSME	PANCHAYAT
QLIK ANALYTICS	RAJ BIOSCOPE	RAJ E-SIGN	RAJ EVAULT	RAJ MANDI	RAJ SAMPARK	RAJ SILICOSIS	RAJASTHAN STACK



My Dashboard

Citizen Services

Notifications

Back to SSO



**RONAK CHITTORA [RONAKCHITTORA.MADDY]**

☎ 9460028517 ✉ ronakchittora.maddy@gmail.com

🏠 10 Fouz Baxi Ki Haveli Shri Nath Marg , UDAIPUR , RAJASTHAN , PIN: 313001

**Aadhar Number:** NA **Date of Birth:** 23/12/1989

Citizen is Redirected to the Urban Services Application Portal.

Property ID Creation Application Summary

**Draft/Submit Date:** 29-Nov-2017 **Property No.:** 108 **UIT/Authority:** UIT, Kota **Scheme:**Ajay Aahuja Nagar Punarwas **CurrentStatus:**Draft

[View More...](#)

Online EMD Payment Summary

No Record Found

[View More...](#)

Name Transfer/Lease Application Summary

**Draft/Submit Date:** 30-Nov-2017 **Application Number:** UIT-KOTA/FY17-18/MUT/3 **Application Type:** Name Transfer / Substitution / Mutation **Current Status:**Draft

[View More...](#)



Department: **Jaipur Development Authority** Application Number: **LSA/DA/20172018/67**; Date: **09-Jun-2017**; Service Number: **ABC/XYX/12345** Applicant Name: **Mr. ABCXYZ** Current Status: **Demand Note Issued**

[View and Pay Demand Note](#) [View Application](#)

To avail Services click on citizen services menu.

[View More...](#)

## Property Id Application Summary

**Draft/Submit Date:** 18-Aug-2017 **Property No.:** A/13/ABC **UIT/Authority:** Bikaner (UIT) **Scheme:**Bikaner Development Authority of Rajasthan  
**CurrentStatus:**Approve and Property Id Generated

**Draft/Submit Date:** 18-Aug-2017 **Property No.:** A/22/ABC **UIT/Authority:** Bikaner (UIT) **Scheme:**Bikaner Development Authority of Rajasthan  
**CurrentStatus:**Submitted

[View More...](#)

## Other Application Summary

1.  
 No - **MUT/UIT-BKNR/FY17-18/2**  
 Date - -  
 Type -  
**NameTransferSubstitutionMutation**  
 Status - **Draft**

2.  
 No - **MUT/UIT-BKNR/FY17-18/1**

## EMD Payment Summary

1.  
 No - **TENDER\_UDR\_2017-18-B56**  
 Name - **Clean City**  
 Ref No - **30**, Amount - **7200**  
 Payment Date - **31-Jul-2017 07:33 PM**,  
 Payment Status - **Successful**

2.  
 No - **TENDER\_UDR\_2017-18**  
 Name - **Regular Maintenance of City**

## Community Center Booking Summary

1. Department:  
**Jaipur Development Authority** Application Number: **LSA/DA/20172018/67**; Date: **09-Jun-2017**; Community Center Name: **ABC Community Hall, Jaipur** Applicant Name: **Mr. ABCXYZ** Booking Date: **From 15-Jul-2017 to 16-Jul-2017 (2 Days)** Current Status: **Booked**

2. Department:

[My Dashboard](#)

[Citizen Services](#)

[Help](#) +



My Dashboard

Citizen Services

Help +

### My Services

You have not subscribed any service.

### Available Services

S.No	Service Name	Plan	Fee (Rs.)	Validity	Action
1	Property Details (Property ID Generation)	Paid	100.00	0 LifeTime	<a href="#">Subscribe</a>
2	Name Transfer / Substitution / Mutation	Free	0.00	Lifetime	<a href="#">Subscribe</a>
3	Lease Exemption Certificate	Free	0.00	Lifetime	<a href="#">Subscribe</a>
4	Payment Gateway for E-Tendering (EMD)	Free	0.00	Lifetime	<a href="#">Subscribe</a>
5	Community Center Bookings	Free	0.00	Lifetime	<a href="#">Subscribe</a>

Click on subscribe Button for availing the services.

## Citizen Services

### Proceed For Services Subscription

Service Name : Payment Gateway for E-Tendering (EMD)

Subscription Validity : Lifetime

Subscription Fee (Rs.) : 0.00

GST on Fee (Rs.) : 0.00

Net Payable Amount (Rs.) : 0.00

Select UIT/Development Authority : --Select One--

1) Select UIT/DA from the List given for which service has to be avail.

(After successful subscription you will be able to avail this service for above selected uit/development authority only. You will have to subscribe this service by paying subscription fee (if applicable) separately for each uit/development authority.)

(सफल सदस्यता के बाद आप इस सेवा का उपयोग केवल ऊपर चयनित यूआईटी / विकास प्राधिकरण के लिए ही कर सकते हैं। आपको प्रत्येक सेवा / विकास प्राधिकरण के लिए इस सेवा की सदस्यता अलग से सदस्यता शुल्क (यदि लागू हो) का भुगतान करके लेनी होगी।)

I hereby declare that I have carefully read all the terms and conditions of this Service and agree to terms & condition and privacy policy of UIT/DA.

Back To Services

2) Check the Terms and Conditions

3) Click on 'Proceed to Subscribe' button.

Proceed to subscribe

✓ Service Subscribed Successfully.



## Citizen Services

Service has been subscribed

### Services Subscription Detail

**Service subscription successfully completed.**

**Service Name** : Payment Gateway for E-Tendering (EMD)

**Subscription Validity** : Lifetime

**Subscription Fee (Rs.)** : 0.00




**Paid Amount (Rs.)** : 0.00

**Effective From** : 17-Jan-2018

**Subscribed UIT/Development Authority** : Barmer

Click on 'Back to My services' button. It will be redirected to service page.

Back To My Services

View Proceed	View Proceed	View Proceed	View Proceed
 <p>Payment Gateway for E-Tendering (EMD)</p>	 <p>Community Center Bookings</p>	 <p>Online Challan</p>	
View Proceed	View Proceed	View Proceed	

Citizen Services available for subscription

EMD of Tender services icon will be visible to the citizen.

S.No	Service Name	Plan	Fee (Rs.)	Validity	Action
1	Property ID Creation	Free	0.00	Lifetime	Subscribe
2	Name Transfer / Substitution / Mutation	Free	0.00	Lifetime	Subscribe

- There are different types of More Services, for subscribing any type of services same above process from (Refer Slide 2 to 12 ) to be followed.
- Different types of Services includes:-
  - 1) Property Id Creation
  - 2) Name Transfer/ Mutation Service
  - 3) Lease Exemption/ Freehold Service.
  - 4) Community Hall Booking.
  - 5) Lease Collection Yearly.
  - 6) Offline Challan
  - 7) Payment for E-Tendering

## Service: Lease Collection Yearly

- Same Process for Subscribing the Service, as explained in Earlier Slides. (Refer Slides 8 to 11)
- Click on Proceed Button from the Activated Lease Collection Yearly Service Widget and Select the UIT/DA. (Refer Slides 34 to 35)
- Intro:- For depositing the Lease use the service. By two ways Property can be searched by applying the filter criteria:-
  - Find through Property Id
  - Find through Scheme Name

- Lease Exemption / Freehold Certificate application, the property which is approved and id number is generated that only property number can be searched by the shown filter criteria.



**UIT, Udaipur**  
Moti Magri Road , Udaipur , Rajasthan  
0294-2412484, 0294-2413735  
uitudaipur@rediffmail.com

### Application for Name Transfer / Substitution / Mutation

[Back to List](#)

## Search Property

1) Apply the filter criteria, for searching the Property. By two Types Property can be searched.

Please search and select your property

- i** Find Through Property Id
- i** Find Through Scheme Name

If you know Property Id:-

Enter Property Id Number

Enter the Property Id Number



Click on 'Pick' button.



UIT, Udaipur

Moti Magri Road , Udaipur , Rajasthan

0294-2412484, 0294-2413735

uitudaipur@rediffmail.com

Application for Name Transfer / Substitution / Mutation

[Back to List](#)

### Search Property

Please search and select your property

 Find Through Property Id

 Find Through Scheme Name

If you know scheme name :-

Scheme Name

behind Meladi Mata temple

Search

Reset

(2 Method) Find through Scheme Name.  
Select the Scheme Name from the Drop Down.  
Click on 'Search' button.



- Step2:- After clicking on 'Search' button Property Popup will open. The property which is approved and Property Id Number is generated that only property will be visible in the popup. Select the property for which application has to be applied.

Property Popup.  
1) Select the property. By clicking on 'Select' Button.

#	Property Id Number	Plot Number	Scheme Name	Zone	Developer Type	
1	RJUDR1/0002/1076H	1/11-	behind Meladi Mata temple	South	Urban Improvement Trust	Select
2	RJUDR1/0002/0002H	1/11-	behind Meladi Mata temple	South	Urban Improvement Trust	Select
3	RJUDR1/0002/1065H	1/33-	behind Meladi Mata temple	South	Urban Improvement Trust	Select
4	RJUDR1/0002/1064H	1/33-	behind Meladi Mata temple	South	Urban Improvement Trust	Select
5	RJUDR1/0002/1063H	1/33-	behind Meladi Mata temple	South	Urban Improvement Trust	Select
6	RJUDR1/0002/0004H	1/43-	behind Meladi Mata temple	South	Urban Improvement Trust	Select
7	RJUDR1/0002/0003H	1/48-	behind Meladi Mata temple	South	Urban Improvement Trust	Select
8	RJUDR1/0002/1062H	1/59-	behind Meladi Mata temple	South	Urban Improvement Trust	Select
9	RJUDR1/0002/0005H	1/59-	behind Meladi Mata temple	South	Urban Improvement Trust	Select
10	RJUDR1/0002/1061H	1/84-	behind Meladi Mata temple	South	Urban Improvement Trust	Select

1 2 3 4 »

- Step3:- The selected Property details will be shown to the citizen user.
- Step4:- (i) In the selected Property, if the OTLC certificate is issued then the citizen cannot apply again.



UDH



Authorities and UIT's Online Services



Nitesh Kumar Garg

- My Dashboard
- Citizen Services
- Notifications



UIT, Udaipur

Moti Magri Road , Udaipur , Rajasthan  
0294-2412484, 0294-2413735  
uitudaipur@rediffmail.com

Application for Lease Exemption Certificate / Freehold

[Back to List](#)

Application For \*

Property Detail

[Change Property](#)

Scheme Name	: behind Meladi Mata temple		
Property ID	: RJUDR1/0002/1061H	Plot Number	: 1/84-
Zone	: South	Developer Type	: Urban Improvement Trust
Developer's Name	: UIT Udaipur	Area	: 1000 Square Feet
Usage Type	: Residential	Property Type	: Plot
Lease Deed Issued	: Not Issued	Lease Deed Issue Date	: NA
One Time Lease Certificate	: <b>Issued</b>		

OTLC certificate is issued for the selected property.

**Note:- OTLC (One Time Lease Certificate) already issued to this property. Please select another property.**

- Step4:- (ii) In the selected Property, if the OTLC certificate is 'Not issued' then the citizen can deposit the lease amount.



UDH

City Dashboard

Citizen Services

Notifications

Scheme Name	: behind Meladi Mata temple		
Property ID	: RJUDR1/0002/1076H	Plot Number	: 1/11-
Zone	: South	Developer Type	: Urban Improvement Trust
Developer's Name	: UIT Udaipur	Area	: 1000 Square Feet
Usage Type	: Residential	Property Type	: Plot
Lease Deed Issued	: Not Issued	Lease Deed Issue Date	: NA
One Time Lease Certificate	: Not Issued		

**Previous Deposit Details in System**

No previous lease detail available

Here Lease Deposit Details can be viewed as per the Details entered by UIT/DA.

**Last Lease Deposit Details**

In this section, Given for Citizen to enter the Last Lease Deposit Details. If only Previous Deposit detail is not available.

**Note** : - This detail should enter when only previous lease detail doesn't exist in system and should be greater than previous lease detail.

<b>Have you ever deposited Lease *</b> <input type="text" value="Yes"/>	<b>Date of Last Lease Deposited *</b> <input type="text" value="DD/MM/YYYY"/>	<b>Lease deposited till date *</b> <input type="text" value="DD/MM/YYYY"/>
<b>Lease Amount Deposited *</b> <input type="text"/>	<b>Receipt/Challan Number *</b> <input type="text"/>	

## Lease Deposit For

Lease Deposit From \*






DD/MM/YYYY

Lease Deposit To \*

DD/MM/YYYY

Enter the Lease Deposit Date for which Year Lease has to be deposit by the citizen.

## Upload Documents

Sr. No.	Mandatory	Documents
1.	No	Registered Sale Deed 
2.	No	Allotment letter issued by DA/UIT 
3.	No	Possession Letter Issued by DA/UIT 
4.	No	Last Mutation Certificate 
5.	No	Receipt of Previous Lease 

Upload all the Documents as it is required by the UIT/DA.

- Step5:- After selecting the Property, enter the Last Lease Deposit Details which the citizen is already paid (Last Lease Details) only. This details to be entered if and only if Previous deposit detail is not available in the system. Previous Lease details will be entered by UIT/DA.
- Step6:- Enter the Lease Deposit for details, which is to be deposit. And Upload the Documents.
- Step7:- Check the checkbox of terms and condition.
- Step8:- Click on 'Save as Draft' button.

(Refer Slide No. 92)

## Lease Deposit For

Lease Deposit From \*






DD/MM/YYYY

Lease Deposit To \*

DD/MM/YYYY

Enter the Lease Deposit Date for which Year Lease has to be deposit by the citizen.

## Upload Documents

Sr. No.	Mandatory	Documents
1.	No	Registered Sale Deed 
2.	No	Allotment letter issued by DA/UIT 
3.	No	Possession Letter Issued by DA/UIT 
4.	No	Last Mutation Certificate 
5.	No	Receipt of Previous Lease 

Upload all the Documents as it is required by the UIT/DA.

- Step9:- After Saving the Application in Draft Mode it will be redirected to the Application Summary List view.

### My Application Summary

Search By application number



Application Summary List View. Here all the Applied Application is visible to the Citizen.

Click on 'Edit Icon' button for submitting the Property to the UIT, whose current Status is in Draft Mode.

[Back to Dashboard](#)



#	Draft/Submit Date	Application Number	Application Type	Current Status	Action
1	29-Apr-2018	UIT-UDPR/FY18-19/LFC/1	Lease Exemption Certificate / Freehold	Draft	
2	05-Apr-2018	SGN/FY18-19/MUT/1	Name Transfer / Substitution / Mutation	Application Disposed	
3	23-Mar-2018	UIT-UDPR/FY17-18/LFC/35	Lease Exemption Certificate / Freehold	Submitted	
4	23-Mar-2018	UIT-JLM/FY17-18/MUT/1	Name Transfer / Substitution / Mutation	Demand Note Paid	
5	21-Mar-2018	UIT-Barmer/FY17-18/MUT/1	Name Transfer / Substitution / Mutation	Application Disposed	
6	20-Mar-2018	JDA-JODHPU/FY17-18/MUT/1	Name Transfer / Substitution / Mutation	Application Disposed	
7	16-Mar-2018	UIT-Pali/FY17-18/MUT/1	Name Transfer / Substitution / Mutation	Application Disposed	
8	15-Mar-2018	UIT-UDPR/FY17-18/MUT/72	Name Transfer / Substitution / Mutation	Demand Note Paid	
9	24-Feb-2018	UIT-SW/FY17-18/MUT/2	Name Transfer / Substitution / Mutation	Demand Note Issued	
10	23-Feb-2018	UIT-BWD/FY17-18/MUT/1	Name Transfer / Substitution / Mutation	Application Disposed	

- Step10:- Click on 'Edit Icon' Button for submitting the Application. All the saved details will be viewed to citizen.
- Step11:- After this Click on 'Update and Submit' button for submitting the property to the UIT/DA.